

Aluminium Patio Doors

Duraslide 2000

Slim-Line Patio Doors With All Panels Sliding



Sharpes Windows And Doors

Snail Cottage,
Court Street,
Sherston,
Wiltshire. SN16 0LL

t: +44 (0) 1666 840 042
m: +44 (0) 7720 717 902
e: info@sharpeswindowsanddoors.co.uk
w: www.sharpeswindowsanddoors.co.uk



Affordable, Quality Double Glazing

Duraslide 2000 Sliding Patio Doors

The Duraslide 2000, is the latest addition to our popular range of elegant, modern and aesthetically pleasing sliding doors. An evolution of the Duraslide 1000 system, it features the signature slim line profiles and minimal sight lines associated with the Duraslide system, as well as some other nice additional features over the 1000 series.

The Duraslide 2000 features polyamide thermal break technology, providing consumers with both enhanced thermal performance and the option of dual colour profiles in a wide choice of colour finishes. The door can also accept 24mm, 28mm or 32mm double glazed sealed units. Glass units are secured using a wrap-around glazing system where the sash profiles are assembled around the sealed unit.

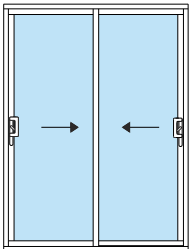
They are fitted with a multi-point locking system with stainless steel one piece keep for enhanced security. With its security, looks and overall thermal efficiency the Duraslide 2000 is suitable for residential applications; both new build and refurbishment projects, and can be fitted into a timber subframe or directly to brick.

The Duraslide 2000 is highly versatile and offers a choice of double or triple track option, a standard or heavy duty interlock, 3 panel configurations and all panels on this door can slide.

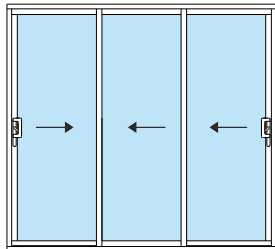
Features

- 2, 3 and 4 panel configurations and all panels can slide.
- Double or triple track option. Three sliding panels on a triple track gives around a two-thirds clear opening.
- 70mm deep two track frame or 122mm deep triple track frame.
- Can be installed into a timber subframe or direct to brick.
- Multipoint locking system consists of four hook locks.
- Stainless steel one piece keep.
- 24mm, 28mm or 32mm double glazed sealed units.
- Wrap around glazing provides added security and slim sight-lines.
- Slim-line with meeting stiles of just 38mm, with a unique 'egg' design.
- Excellent U-values exceeding the requirements for doc L. of the Building Regulations. (U values as low as 1.6)
- Available with black or grey gaskets.
- Finish your Installation with our unique colour matched aluminium quad trim.

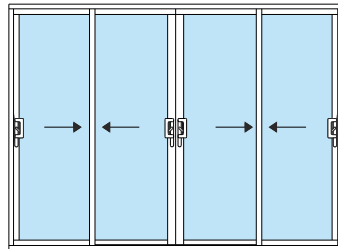
Configuration Styles



2 Panel



3 Panel



4 Panel

Recommended Sizes					
Min. Width	1450mm	Min. Height	1750mm	Max. Panel Width	1350mm
Max. Width	5400mm	Max. Height	2500mm	Max. Panel Weight	200kg

*Maximum panel widths and heights may differ depend on wind loading.

Contact Us Today



Slim; Meeting Stiles Just 38mm



Range Of Quality Hardware



Multi Point High Security Locking



All Panels Can Slide



Can Give A Two-Thirds Opening